


CLOCK OSCILLATORS Tri-State Enable / Disable COMPATIBLE
(Rohs Compliant / Lead Free)

Oscillators Full Size (APO-FTS Series) 3.3V



- SPECIFICATIONS

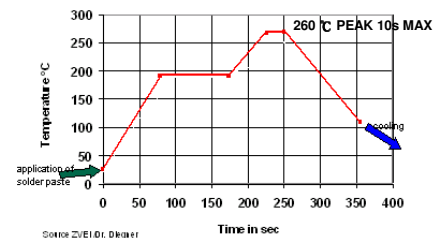
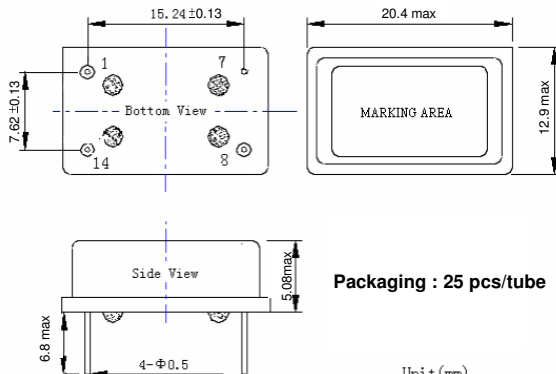
FREQUENCY RANGE		0.5MHz TO 23.999MHz	24MHz TO 49.999MHz	50MHz TO 69.999MHz	70MHz TO 150MHz
FREQUENCY STABILITY (ALL INCLUSIVE*)		±20PPM, ±25PPM, ±50PPM, ±100PPM			
TEMPERATURE RANGE	OPERATING	0°C TO +70°C STANDARD			
		-40°C TO +85°C EXTENDED			
	STORAGE	-55°C TO +125°C			
AGING (FIRST YEAR)		±5PPM			
INPUT	VOLTAGE	+3.3VDC ±10%			
	CURRENT (MAX.)	15mA	20mA	30mA	45mA
OUTPUT	LOAD TTL	1 ~ 5TTL			
	LOAD HCMOS	~50M:30pF, ~150M:15pF			
	SYMMETRY	NORMAL: 40% TO 60%			
		TIGHT: 45% TO 55%			
	VOLTAGE	VoH	90% VDD min		
VoL		10% VDD max			
	RISE/FALL TIME	8nS Max (Tr: 10%VDD~90%VDD, Tf: 90%VDD~10%VDD)			
START-UP TIME		10mS max			
PIN 1, TRI-STATE FUNCTION		Pin 1=H or open... Output active at pin 8 Pin 1=L... high impedance at pin 8			



*Include: 25°C tolerance, operating temperature range, input voltage change, aging 1st year, load change, shock and vibration

- OUTLINE DIMENSIONS

- SOLDER REFLOW PROFILE



Packaging : 25 pcs/tube

Unit (mm)

PIN	CONNECTION
#1	Tri-State/NC
#7	Ground
#8	Output
#14	VDD

ENABLE / DISABLE FUNCTION	
Input (Pin 1)	Output (Pin 8)
Open	Enable
V _{IH} ≥ 2.2V _{DC}	Enable

ORDERING CODE SYSTEM (VERSION 1.1 UPDATED MAY 2008)						EXAMPLE:
SERIES	STABILITY	FREQUENCY	INPUT VOLTAGE	TEMPERATURE RANGE	OPTIONAL / BLANK	APO-FTS-J-25-3.3XT
APO-FTS	D: ±20PPM E: ±25PPM J: ±50PPM P: ±100PPM	IN MHZ	3.3	X: EXTENDED TEMPERATURE (-40 TO +85 °C)	T - TIGHT SYMMETRY OTHERS - SPECIAL BLANK - STANDARD	

NON STANDARD FREQUENCIES AND SPECIFICATIONS ARE AVAILABLE ON REQUEST

ActPro Ltd. (APX-Crystal) HONG KONG Email: sales@apx-crystal.com Internet: www.apx-crystal.com Tel: 852-3625 2368 Fax: 852-2633 8503
 PROREP FRANCE Email: sales@prorep.fr Internet: www.prorep.fr Tel: 33-1-4812 1736 Fax: 33-1-4812 1739
 EDGE Meditronics PTE Ltd. SINGAPORE Email: sales@edgemeditronics.com.sg Internet: www.edgemeditronics.com.sg Tel: 65-6455 0521 Fax: 65-6455 0857

Specifications are subject to change without notice